


# FENDER CHATTER



A MONTHLY NEWSLETTER OF

THE SPOKANE MODEL T FORD CLUB




## ***IN THIS ISSUE:***

- Article Short Series - Part 2

# **JITNEY GO BRAGH!**

## **MAY THE COMING TOURING SEASON TREAT YOU WELL**



# General Club Info



**President**  
Larry Mann



**Vice President**  
John De Jong



**Secretary**  
Janice Hutchinson



**Treasurer**  
Karma Roth

## National Clubs

We are the **Inland Empire Chapter** (Spokane) of the MTFCA and the MTFCI



## Correspondence

Please direct club correspondence to the club mailing address:

### IENTFCA

PO Box 11708  
Spokane Valley, WA  
99211-1708

## Dues

The yearly dues are \$20 per year from an individual or family and due by January 31st of each year. Please renew your membership or join the club as a new member. We look forward to seeing you!

## Submissions

All items to be published are **due before the 20th** of the month. Please send photos, articles and anything else for the newsletter to [fenderchatter@gmail.com](mailto:fenderchatter@gmail.com)

## On the Cover:

A line-up of Club cars at the 2016 Club Inspection at Larry & Norma's place.

- Photo by Jeff Hipp

Committee	Lead Person(s)	Contact
Newsletter Editor / Design	Jeff Hipp	<a href="mailto:fenderchatter@gmail.com">fenderchatter@gmail.com</a>
Newsletter Distribution/email	Carla Carnegie	<p><i>In this day of less personal privacy, unwanted spam ads &amp; calls, and because this newsletter is sent digitally, we prefer that you please use your <b>Spokane Model T Club Roster</b> if you need to contact any of these officers or committee persons.</i></p> <p><i>Thank you.</i></p>
Roster & Membership	Karma Roth	
Printing & Mailing	Jim & Betty Patterson/ Richard Hummer	
Club Email & Notifications	Carla Carnegie	
Installation Banquet	Matt Hansen	
Entertainment / Programs	Tom Carnegie	
Greeting Committee	Jim Patterson	
Club Library	Brooks Johnson	
Nametags & Patches	Bill Barr	
Photographer	Jillian Robison	
Refreshments	Nan Robison	
Safety / Seminars	Mike Robison	
Scrapbooks / Photo Album	Roy Moffit	
Sunshine Report	Susie Carnegie	
Swap Meet (Club V.P.)	John De Jong	
Tours & Events Committee	Nan Robison (Chairperson) Matt Hansen, Carla Carnegie, Larry Mann	
Webmaster	Janice Hutchinson	<a href="http://spokanemodeltclub.com">spokanemodeltclub.com</a>
Club Facebook Page	Mike & Jillian Robison Jeff Hipp	<a href="https://www.facebook.com/InlandEmpireModelTClub">f Inland Empire Model T Club</a> <a href="mailto:fenderchatter@gmail.com">fenderchatter@gmail.com</a>

## A Message From Your Club President:

As I write this, it is still over two weeks until our March meeting. Spring is on my mind, and I've been encouraged by the slightly longer days and occasional afternoons with sunshine that allowed me to change from a winter coat to a lightweight jacket. Even though we will still have some snow and freezing temperatures before spring finally arrives, they are cheerful signs that winter will soon end.

I'm hopeful that our February 18 tours and events meeting will help us create a list of events for the rest of the winter and on into spring and summer. Be sure to attend the March meeting

*continued on page 5...*



# Meeting Minutes

## Minutes for the Friday, February 2, 2024 Meeting

President Larry Mann called his first meeting to order at 7:08 p.m. He started by saying that he was sorry he had missed the annual banquet, but he and Carole had COVID. He asked if there were any new members or guests, but there were not.

➡ **Treasurer's Report:** Karma Roth distributed a financial statement covering the past three months. She has paid the annual rent for the church and the post office box. The post office box rent is expensive because we have a larger sized box. [Note from the Secretary: We started renting a post office box at a time when we were receiving a number of printed newsletters from other clubs and we needed a larger box to accommodate them. Newsletters have now moved online.] The larger box may no longer be needed, but if we change it, we will need to change our address everywhere. This is possibly something we could consider another year. The treasurer's report was approved as presented.

➡ **Secretary's Report:** None, as there was no meeting in January.

➡ **Vice President:** John DeJong reports that he has no information about the Spokane Swap Meet yet, but the Portland Swap Meet is on his schedule for the first weekend in April.

Larry asked for a volunteer to greet new members and guests at our meetings, and Steve Heid volunteered. Thank you, Steve!

➡ **Sunshine:** Susie Carnegie was not at the meeting, but Nan relayed that she only sent cards to the people listed in the *Fender Chatter*.

➡ **Safety & Seminars:** There was no report as Mike Robison was not at the meeting.

➡ **Tours:** Nan Robison announced that the 2024 tour planning meeting will be on Sunday, February 18th at her house, starting at 1 p.m. This is not just a meeting for the tour committee. Everyone please come to share tour ideas. And we might even get warm chocolate chip cookies! Also, she wanted everyone to know that this will be the last year that the current members of the tour committee – Carla Carnegie, Matt Hansen, and Nan – will serve. They have been planning our tours for three years and it's time for some new people to take over.

➡ **Library:** There was no report as Brooks was not at the meeting.

➡ **Name Tags:** See Bill Barr if you need a name tag.

➡ **Roster:** Karma is still receiving renewals, but only 44 of last year's 88 members have renewed so far. The Model T Ford Club of America now requires us to provide them with a list of which members are or are not also members of the national, and a list of our current officers, as they are required to be members of the national club. If we are going to rely on the MTFCA to provide us with liability insurance for the club, at least 50% of our paid members must also be members of the MTFCA. The Model T Ford Club International also provides liability insurance for member chapters without this requirement.

➡ **Annual Banquet:** Matt is looking for feedback about this year's banquet to help plan for next year. Comments included that the food was good and that everyone had a good time. It was more casual having it at the church, but also more affordable. (John noted that we drive Model T's, after all!) One thing that we need to consider is having lower pricing for kids. Even \$25 per person is a lot to spend for a child who won't eat most of the food that's being offered.

➡ **Wednesday Night Dinner:** Ralph Brevik said that he decided to take a break after Christmas, and then bad weather prevented our meeting until last week at Conley's, where we had about ten people gather. He is planning to cut back to going once a month on Wednesday for now, plus dinner before the monthly meeting. Perhaps when the weather turns warmer we can meet for more budget-friendly dinners in a park.

➡ **Tuesday Night at Antique Auto Ranch:** Tom is still opening after hours for anyone who want to come down to work on a project or socialize, followed by dinner at McDonald's.

➡ **Old Business:** The list to bring goodies for our meetings is going around. Let's get all of the spots filled for Nan!

➡ **New Business:** INCCC Scholarship Forms are available from Karma. If you have a child or grandchild that is college-bound next year, they may qualify for scholarship money to be given out at the Downtown Car Show.

Karma has filed the annual report with the Secretary of State to maintain our registration as a non-profit organization. A motion was approved to reimburse her for the filing fee.

Karma also explained that since Global Credit Union has been absorbed by Alaska Federal Credit Union, they have been very difficult to work with. They require checks that we receive be made out to Inland Empire Model T Ford Club of America, abbreviated to IEMTFCA, as this is the name we are registered under with the Secretary of State. They will not accept checks made out in any other way, or checks with corrections to the name or the date. This has created a number of problems with members who are used to being able to make out checks to the Spokane Model T Club, or who have tried to change a 2023 date to 2024. When she filed with the Secretary of State, she added Spokane Model T Club as an alternate name for our organization, which will help, but not solve all of the issues with Global.

Karma would like to transfer the club accounts to Spokane Teachers Credit Union, which she and a number of our other members have found to be an excellent place to bank. A motion was made and seconded authorizing Karma to transfer our accounts to Spokane Teachers Credit Union. This motion was approved by a voice vote, with no dissent. The authorized signatories on these accounts will be: President Larry Mann, Treasurer Karma Roth, Secretary Janice Hutchinson

*continued on next page...*

**For more tour or event details: check the [club website](#), [club Facebook page](#), or watch your e-mail.**

## The next regular club meeting is - Feb 2.

The monthly meeting begins at 7:00 PM on the 1st Friday of each month at the Opportunity Presbyterian Church, 202 North Pines, Spokane Valley, WA.

**Back at the Church, same place as pre-Covid.**

**NOTE:**  
Dinner venue is subject to change at last-minute due to capacity. Check your email for any change prior to joining us.



# Club & Model T Related Events and Notices

## Events Calendar

- Mar 1** **Spokane T Club meeting**
- Mar 15-16** Chickasha Pre-War Swap Meet-Chickasha, OK
- Mar 16-17** Almost Spring Swap Meet - Puyallup, WA
- Apr 5** **Spokane T Club meeting**
- Apr 5-7** Portland Swap Meet - Portland, OR
- Apr 20** SHS Sr Class Car Show - Sunnyside, WA
- May 3** **Spokane T Club meeting**
- May 3-4** Central Alberta Swap Meet - Red Deer, AB CA
- May 18** Car Show 8-3 (old car categories) - Harrington, WA
- May 18-19** Seattle Auto Swap Meet - Monroe, WA
- May 19** American Reflections Car Show - Moxee, WA (Yakima)
- May 25** Spring Fest Car Show - Moses Lake, WA
- June 1** 120th Mule Days Parade - Reardan, WA
- June 1** MTFCA Homecoming Event - Richmond, IN

**NOTE:** These events are subject to change - the info is what we know of at the time of publication - **please confirm for yourself before travelling to, or attending any events.**

### Minutes for the Friday, February 2, 2024 Meeting - continued...

John has taken on the task of having a program for our meetings. He has a projector and audio equipment and has suggested showing a short movie after the meeting while we enjoy refreshments. If anyone has a recorded short film or television program episode that they would like to share, please contact John.

Bill Barr called for a big Thank You to Nan for all of her hard work, along with Matt and Ralph, at our banquet.

➡ There was no **Tech Talk**, but there was **Show & Tell**: John brought in an electric motor, but has no idea what he has. He said, "I thought it looked cool, so I bought it. My wife wasn't with me." After the meeting, he still hadn't found anyone with an idea about what this little motor was built to run. (photos on page 5)


➡ **For Sale:** Ed Hope is selling his speedster. Details on Facebook and our website, and will be in next month's (March) *Fender Chatter*.

➡ **New Projects:** John has finished his speedster, registered it without a title, and is happy that the weather is mild enough to take it out for a drive.

There was a proposal that the Vice President purchase items to raffle

## Nan's Nibbles

- Mar:** Wanda Hummer & Julie Heid
- Apr:** Diana Barr & Cheri Storey
- May:** Ralph Brevik & Nan Robison



## Sunshine Report —Susie Carnegie

• No Reports

*Any new updates will be announced at the next meeting or in the next newsletter.*

If you know of a club member in need of some cheer - please let Susie know.

If it's stated in this newsletter that you were sent a Sunshine card, but never received one in the mail, please let Susie know. We don't want anyone left out.

## WEDNESDAY NIGHT DINNERS & MODEL Ts

Each Wednesday we hold T Club meet-ups at various dinner stops around town (except weeks of a club meeting). Watch your email for details on where and when the next one will be! Have a suggestion? Let us know. C'ya there!

as door prizes at the meetings, and be reimbursed by the club. It was pointed out that only the 50/50 tickets are purchased by club members to raise money for the INCCC Scholarship Fund. The tickets that we use to give out door prizes are given to members at the meetings for free. If we want to use a door prize raffle as a fund raiser, we would have to start charging for these tickets. There was no motion regarding this.

Roy Moffit asked about the racetrack that we used to have for racing models of Model T's, which was a fun activity at the banquet. Steve Heid said that he no longer had access to the pinewood derby track, and that although it was fun, it also got very competitive.

The 50/50 drawing was won by Ron Stose, who donated his winnings back to the scholarship fund. Thank you, Ron!

Door prizes were won by Tammy Hipp, Carole, Mann, Nan Robison, James DeJong, and Miette Hutchinson.


The meeting was adjourned at 7:44.

Respectfully submitted, Janice Hutchinson, Secretary



"Like Us" on Facebook  
[Inland Empire Model T Club](#)

Last-minute notices, fun stuff, lots of photos, links, etc.



## Tours and Activity Reports

Tours may be arranged at the last minute so check the club website Calendar of Events for the latest activities at [spokanemodeltclub.com](http://spokanemodeltclub.com) or our Club Facebook page [f Inland Empire Model T Club](#)

**For tours or events, contact Nan Robison or Matt Hansen, Carla Carnegie**

# Prez Message (continued) & Show and Tell

## Club President Message continued...

and hear about coming events. (And remember that we are always open to new ideas even if you didn't attend the February 18 meeting.)



Ralph Brevik does a great job scheduling Wednesday evening dinners, choosing restaurants with varied menus and in different parts of the Spokane area. I've attended a couple of them and enjoyed the good food and conversation. Be sure to come when you can, and also come to the 5:00 dinner at Denny's (1213 N.

Pines Road) on meeting nights. My wife Carole and I went to the dinner before the February meeting and were surprised by the great turnout--15 people or so.

I'm looking forward to getting my Model T out and driving it as the weather warms. See you on the road and at our March meeting!

— Larry Mann

## The antique DC electric motor John De Jong brought for show & tell *Does anyone know what it is?*



## An Article Short Series by John De Jong

# 8,259 Easy Steps for Building a Speedster

## Part Two

It is always a good idea to inspect any supposed engine rebuild, so we went to town pulling off the head and pan to review the rebuild. Everything looked like it was done correctly, but this was an engine that was very tight to hand crank over. My Father-in-law has a U joint setup for the PTO on the tractor which you can connect to the Model T engine and spin it to break it in. We proceeded to do that and monitor the temperature of the engine which was increasing by just friction of the pistons in the cylinder walls. One cylinder got up to 180 degrees F measured with the laser thermometer after just a minute or two of turning it over with the tractor. This made it clear that something was not right. We ended up pulling the pistons and sure enough the ring gap was non-existent on one cylinder. Once we fixed that one and checked all of the ring gaps, we put the engine back together. This made all of the difference and the engine would turn over easier and started for the first time. I was very fortunate that nothing got damaged or broken by the improperly installed rings and my excitement to get a running engine.

**Photo 4:** Breaking in the Engine with the tractor



I researched all of the front-end lowering brackets and axles and settled on the Laurel brackets for this build. Only problem with that is, they are hard to find and expensive. I was able to track down the design drawings for the brackets on the MTFCA website and I managed to find a local one-man welding shop to do the fabrication for me. These are a pretty important piece for safety and the craftsmanship done by the local guy out of his garage was as good as I could have hoped for.

**Photo 5:** Laurel Style front brackets and support rods fabricated and mocked up.



I was also able to get a hold of a Muncie transmission pulled out of a ditch in Montana. The transmission was refurbished by the previous owner but never used. I had Rick Carnegie shorten a driveshaft to fit the new transmission, and in the meantime got a hold of wire wheel hubs during a Model T speedster run in Omak when my father-in-law and I were approached in a parking lot by a guy who saw our Model T and wanted to get rid of some "rusty old junk". Off we went to his place and gathered up the necessary salvageable parts we needed and things started slowly falling into place.

With most of the running gear sorted out, it was time to get started on the body. I cut a plywood base for the body using what I thought to be a reasonable amount of room for the driver and passenger and would still fit my thoughts for the "look" I was going for. Because I am 6'5" and 250 pounds, having enough room in any car is a concern and a Model T is no different.

I built a plywood firewall the same height as the radiator shell I mounted to the frame. The idea was to raise the radiator about 2-3 inches and then to have the firewall at the same height so the top of the car would be relatively flat. I made the firewall using the radiator shell

*continued next page...*

## An Article Short Series by John De Jong

### Speedster Build Part Two, Continued...

curves as a template so everything would be similar and, in my simple mind, would fit together better. Now that I had a firewall I had to build the frame for the metal body. Not having any experience with sheet metal I thought it would be good to only curve the metal in one direction at a time and eliminate any complex curves. I used 1" angle steel 1/8" thick and notched it every 3/4 inch on the radius bends to allow for easy bending of the steel around the firewall. To make the next "rib" back I bent the same 1" angle iron around the edge curves again, but left more space in the middle to allow for a wider cockpit. I made it an inch or so too long in the middle so I just cut the inch out of the middle and welded it back together. Once all the angled steel bends were made I welded up the gap made by the relief cut and the piece regained its rigidity. I found that worked well enough and eliminated all of the measuring and mistakes that were certain to happen with my limited skills. This process was repeated for various parts of the frame and in no time, it was looking like I had envisioned.

**Photo 6:** Steel frame for the body fabricated up

**Photo 7:** Template for the body panels

**Photo 8:** Starting on the body panel. Secured the panel as I went along the body lines with extra left on bottom and top just in case.

I made a body panel template using some butcher paper and decided I could build the entire body in two panels if I joined the panels at a seam in the middle of the front and the back. Once the template was made I cut the 20 gauge sheet metal out and clamped it into place to see how it would work. Sure enough it bent easily enough and lined up. I did leave some extra on the front bottom and back just in case, but that was easily trimmed off to look uniform when everything was fastened up. Next up was to figure out how to fasten the sheet metal to the frame of the body. I thought about riveting the sheet metal like they may have done back in the day, but opted for the much easier bolt option. I found some security bolts that are manufactured for gym lockers which have a head that looks like a rivet, but are threaded on the backside. Those made life a lot simpler and saved me a lot of time I would have spent cutting off rivets that I would have inevitably installed improperly. I placed the bolts in the body panels at 2" increments and made the spacing and connection with other body lines up as I went. I was sticking to the thinking that if it looks right...it is right. Once I had one side completed it was a repeat on the other side making a new template (just in case the sides were not totally symmetrical) and bending the metal into place. The success in making the body in this fashion I credit to only having simple one direction bending of the sheet metal and a lot of luck.

*continued next month...*



# For Sale • Wanted • Membership

When available, photos with these ads will be posted to our Club website [spokanemodeltclub.com/for-sale.php](http://spokanemodeltclub.com/for-sale.php)

**For Sale: FRONTY MODEL T SPEEDSTER** Great running speedster with less than 1000 miles on a newly rebuilt 1920 engine. Has a SCAT crank that was installed by Rick Carnegie. Rebuilt Stromberg carburetor by Stan Howe. Kevlar bands. New tires. New battery. Comes with many extras including set of wooden spoke wheels in good condition, newly rebuilt starter, auxiliary brake kit, turn signals, speedometer parts, etc. \$16,500. Ed Hope 509 570-8333.



**For Sale: MODEL T MOTORS 1913-1927** Various conditions, **Liquidation Sale - Make me an offer! Take one or all!** Harvey Dunham 509-218-1437.

**For Sale: 1923 ROADSTER**  
The previous owner of this Model T told me that it's a 1923 and the engine is a 1925. I have not verified this information. Engine turns over but I haven't started it since I bought it. The only thing I did with it was to roll it off the trailer and into the garage. Please reach out with any questions you have, I'll do my best to answer. **Has a Ruckstell.** \$6400 Tim Kinkeade, Moscow, ID 208-310-1048 [Tim.kinkeade@gmail.com](mailto:Tim.kinkeade@gmail.com)



**For Sale: 1915 T FORD CENTER DOOR**  
Basket Case: Solid body with fairly good wood, 4 new fenders, new aprons and boards. Early motor that will run. Nice headlights and side lights. No radiator or early wishbone. No Title. \$3,500 for all Dave Butcher 509-290-3541

**Newsletter Note:** The digital version of this newsletter has been created as an interactive PDF. All web and email links should work in desktop, mobile & tablet browsers. **However**, on Kindle devices, it is viewable, but interactivity is disabled until Amazon and Microsoft fix this issue.

## Membership Application

Condensed Version

If you have already renewed for this year, please pass this form to someone who also shares our interest of the Model T Ford. Please print clearly.

**Due before Jan 31 of each year:** join as a new member now, or bring this completed form to the next meeting, or mail to the address below with your dues of \$20.00 to:



**IEMTFCA**  
PO Box 11708  
Spokane Valley, WA  
99211-1708



Changes since last year? **Y / N**

Name \_\_\_\_\_

Your Spouse's Name \_\_\_\_\_

Address \_\_\_\_\_

City \_\_\_\_\_ State \_\_\_\_\_

ZIP \_\_\_\_\_ Date Application Paid/Sent \_\_\_\_\_

Phone # \_\_\_\_\_

Cell # \_\_\_\_\_

E-mail \_\_\_\_\_

I acknowledge that my name & info will be printed in the annual Spokane Model T Club Directory.

**Newsletters will be an emailed PDF**, unless specified:

I prefer a printed and mailed newsletter, please.

MTFCA member? Y / N • MTFCI member? Y / N

MTFCA Membership # \_\_\_\_\_

MTFCI Membership # \_\_\_\_\_

Insurance Carrier \_\_\_\_\_

Policy # \_\_\_\_\_

### Model T's Owned:

Year	Body Style	Condition
_____	_____	_____
_____	_____	_____
_____	_____	_____
_____	_____	_____

R = Restored, U = Unrestored, O = Original  
PR = Partially Restored, BC = Basket Case

• **National MTFCA Membership:** (check, credit card, Paypal) [mtfca.com/clubpages/joinamember.htm](http://mtfca.com/clubpages/joinamember.htm)

• **National MTFCI Membership:** [modelt.org](http://modelt.org)

• **You may also download and print this membership application form as a PDF from our club website:** [spokanemodeltclub.com/membership-form.php](http://spokanemodeltclub.com/membership-form.php)

Note: Our bank now requires any checks to the Spokane T Club must be made out to "IEMTFCA".



# Seen, Heard and Shared

**TIRES SHIPPED SAME DAY ORDERS RECEIVED!**

## EVERY PRICE CUT RIVERSIDE

TRADE MARK

*The Only First Quality Tire Sold by Nation-wide Tire Dealer WITH DEFINITE MILEAGE GUARANTEED!*

**Quality! LOW PRICES! Measured Mileage! UNLIMITED Satisfaction!**

NO OTHER tire combines: (1) Quality—proved by 18 years distinguished road service; (2) Low Prices—based on extra profits and extravagant advertising; (3) Measured Mileage and UNLIMITED Satisfaction—backed by Riverside's great DOUBLE GUARANTEE. Get your order in quick order! ENDS AUGUST 31!

**Greater DOUBLE Guarantee**  
1—Every RIVERSIDE Tire is guaranteed to deliver 16,000 miles of actual road service. Any tire that does not deliver this mileage will be replaced with a brand new RIVERSIDE tire. The actual mileage is measured on the actual test run on a special test track over your size **FREE** of charge.

2—Last FIFTEEN years of actual road service has proved that RIVERSIDE tires will deliver in actual road service an average of 100% more mileage than any other tire. We will refund your money, including transportation both ways.

**30 Days TRIAL**  
On your own car compare RIVERSIDE tires for 30 days with three leading makes. Make a very fair test. If RIVERSIDE fails in any way to equal high-grade tires, return them. We will refund your money, including transportation both ways.

**Easy Payments If You Wish**  
Don't let lack of ready cash force you to pay heavy prices for ordinary 10-MILE GUARANTEE tires. Credit is given to an established fact. Thousands are buying this way now. You can too. If you like and take your tire to 15 of our 1500 DEALERS IN ALL CITIES, you can only pay one-fourth of Easy Payments price with most monthly payments. In this case, monthly payments are 10% of the total. Telegraph—if you are in a hurry. Name last quality tires! In connection telegraph your order to our nearest office. Your tire will be shipped to you in 24 hours. Your dealer is nearest.

Foremost Among FINE TIRES since 1912

Double Guarantee

# 16,000 MILES

—and for LIFETIME!

**EASY PAYMENTS**  
SEE PAGE 57

**RIVERSIDE FULL OVERSIZE High Pressure Cords**

Article Number	Size	No. of Plys	Cash Price	Ship. Wt. Lbs.
504 Y 24	30 x 3 1/2	4	6.40	13
504 Y 25	30 x 3 1/2	4	6.40	16

**Over Size Straight Side Style**

Article Number	Size	No. of Plys	Cash Price	Ship. Wt. Lbs.
504 Y 27	31 x 4	4	6.40	13
504 Y 28	31 x 4	4	6.75	16
504 Y 29	31 x 4	4	6.40	24
504 Y 31	33 x 4 1/2	4	8.45	28
504 Y 32	33 x 4 1/2	4	8.00	25
504 Y 33	33 x 4 1/2	4	8.00	28
504 Y 36	33 x 4 1/2	4	8.75	31
504 Y 38	34 x 4 1/2	4	8.75	25
504 Y 39	34 x 4 1/2	4	8.00	30
504 Y 41	35 x 4 1/2	4	8.75	33
504 Y 42	35 x 4 1/2	4	8.75	33

**Regular Size for Clincher Rims**

Article Number	Size	No. of Plys	Cash Price	Ship. Wt. Lbs.
504 Y 43	30 x 3 1/2	4	4.99	14

**Over Size Balloons for Regular Wheels**

Article Number	Balloon Tire Size	To Regular Tire Size	No. of Plys	Cash Price	Ship. Wt. Lbs.
504 Y 45	31 x 4-45	30 x 3 1/2	4	6.55	17
504 Y 46	31 x 4-45	30 x 3 1/2	4	6.55	26
504 Y 47	31 x 4-45	30 x 3 1/2	4	6.55	26
504 Y 48	31 x 4-45	30 x 3 1/2	4	6.55	34
504 Y 49	31 x 4-45	30 x 3 1/2	4	6.55	34
504 Y 50	31 x 4-45	30 x 3 1/2	4	6.55	34

**Special for Cars With Clincher Rims**  
504 Y 51 31 x 4-45 30 x 3 1/2 4 6.55 34

**SKIN SERVICE!**  
Orders for TIRES and Tires for Portland, Ore., Spokane, Wash., Cal., or Oakland, Cal. nearest you.

Think first of WARD'S—Whenever You Think of Buying

To Secure These Cut Prices Order From This Book

**Sale Ends AUG. 31, 1929**

# Every Price cut Sale

MID-SUMMER

**565**  
Famous Heavy Ward-o-Leum RUGS  
See Page 1

**89c**  
Coty Powder and Compact  
52.00 Value  
See Page 1

**\$1.00**  
Full Fashioned Silk to Top  
See Page 1

**\$2.69**  
All Wool Bathing Suit  
Diving Helmet Price Cut to 27c  
Back Parasol  
Special Sale Price 85c  
For Complete Descriptions See Page 1

**\$2.48**  
Gold Bond Pens  
\$5.00 Value  
See Page 1

**Save on Awnings!**  
Special New Colors . . . \$2.10  
See Page 1 (26 to 32 ft.)

**\$7.95**  
Lakeside De Luxe 14-inch Mower  
Regular Catalogue Price \$9.95  
Reduced During This Sale . . .  
See Page 1

**Montgomery Ward Co.**  
Satisfaction Guaranteed or Your Money Back


**PORTLAND OREGON**

**MONTGOMERY WARD CO. MID-SUMMER 1929 CATALOG, PORTLAND, OR**  
Many great old items in this catalog, including a big section on Model T parts and accessories.

If only we could still buy new Riverside tires for \$10.20 each!  
— from the Jeff Hipp collection.

Do you have an interesting Model T Era item? Please [email](mailto:spokaneclub@spokaneclub.com) us photos and a brief description for sharing in a future issue of this newsletter.

# FENDER CHATTER



**IEMTFCA**

PO Box 11708

Spokane Valley, WA 99211-1708

**Reline Your Ford Transmission - in a Jiffy**

The QUIKON provides an easy method for relining your FORD transmission. Made in one piece, it can be readily installed without removing the transmission cover or self-starter.

**Anyone Can Install the QUIKON**  
No previous experience is necessary. Mechanical changes or additional accessories are not required. It is built to fit the FORD. Ask your garage man for the QUIKON. If not in stock, order from us. Price \$3.90. Send for circular.

**Harrison Auto Products Corp's**  
820 Hamilton Street, Harrison, N. J.

**Quikon TRANSMISSION Lining for Fords**  
ONE PIECE

*Ford accessory advertisement*



The T Roadster in Mark & Janice Hutchinson's back yard has a new hood ornament - Jan 30th. — photo by Mark Hutchinson

SPOKANE MODEL T FORD CLUB • EST. 1972 • VOLUME 51, ISSUE 03 • [MARCH 2024](#)

*Fender Chatter* is published monthly by the **Inland Empire Chapter Model T Ford Club of America in Spokane, WA.**

To be included, as space permits, in the next newsletter, items must be received no later than the 20th of the month.

Please submit your articles, photos, trip reports, adventures, Model T parts for sale, want ads, ideas, etc.

to [fenderchatter@gmail.com](mailto:fenderchatter@gmail.com)