


FENDER CHATTER



A MONTHLY NEWSLETTER OF

THE SPOKANE MODEL T FORD CLUB

The
April
fools
Issue



IN THIS ISSUE:

- St. Patrick's Day Tour Recap
- Article Short Series - Part 3
- 2024 Club Tours List

TOURING SEASON BEGINS

A.K.A. THE YEAR-LONG QUEST FOR ICE CREAM



General Club Info



President
Larry Mann



Vice President
John De Jong



Secretary
Janice Hutchinson



Treasurer
Karma Roth

National Clubs

We are the **Inland Empire Chapter** (Spokane) of the MTFCA and the MTFCI



Correspondence

Please direct club correspondence to the club mailing address:

IEMTFCA
PO Box 11708
Spokane Valley, WA
99211-1708

Dues

The yearly dues are \$20 per year from an individual or family and due by January 31st of each year. Please renew your membership or join the club as a new member. We look forward to seeing you!

Submissions

All items to be published are **due before the 20th** of the month. Please send photos, articles and anything else for the newsletter to fenderchatter@gmail.com

On the Cover:

April Fools Ice Cream Tour.
- Cover image concept by Jeff Hipp and Alex Robinson using Microsoft Designer AI (AI's version of a T).

Committee	Lead Person(s)	Contact
Newsletter Editor / Design	Jeff Hipp	fenderchatter@gmail.com
Newsletter Distribution/email	Carla Carnegie	<p><i>In this day of less personal privacy, unwanted spam ads & calls, and because this newsletter is sent digitally, we prefer that you please use your Spokane Model T Club Roster if you need to contact any of these officers or committee persons.</i></p> <p><i>Thank you.</i></p>
Roster & Membership	Karma Roth	
Printing & Mailing	Jim & Betty Patterson/ Richard Hummer	
Club Email & Notifications	Carla Carnegie	
Installation Banquet	Matt Hansen	
Entertainment / Programs	Tom Carnegie	
Greeting Committee	Jim Patterson & Steve Heid	
Club Library	Brooks Johnson	
Nametags & Patches	Bill Barr	
Photographer	Jillian Robison	
Refreshments	Nan Robison	
Safety / Seminars	Mike Robison	
Scrapbooks / Photo Album	Roy Moffit	
Sunshine Report	Susie Carnegie	
Swap Meet (Club V.P.)	John De Jong	
Tours & Events Committee	Nan Robison (Chairperson) Matt Hansen, Carla Carnegie, Larry Mann	
Webmaster	Janice Hutchinson	spokanemodeltclub.com
Club Facebook Page	Mike & Jillian Robison Jeff Hipp	f Inland Empire Model T Club fenderchatter@gmail.com

A Message From Your Club President:

I talked a bit at our last meeting about a club event coming up on Saturday, June 22. I've learned more since then and will share the details here and for those who didn't attend the last meeting.

One of our club goals is to attract new members, and especially younger people. While our club has a fairly large membership, we don't get many young people. I'd especially like to reach people who know little or nothing about Model T's and would never attend a club event without us reaching out to them. Some ways to encourage people to join are to share our love of Model T's in a public event, to show off some of our cars, and to give people free rides. We

continued on next page...



Prez Message • Tours List

Club President Message continued...

have two club events coming up in June that might reach some of those people.

On June 22 at 2:00 I'll be giving a free presentation in the MAC museum auditorium called "*Driving Through Time: The Ford Model T.*" Here is the description that will appear in the catalogue of summer events that the MAC will be mailing out soon:

Discover the Ford Model T that started it all! Learn about its history, cultural impact, and mechanical wonders in this engaging lecture provided by the local Inland Empire Chapter, Model T Ford Club of America. Stick around afterward to see a few Model T's up close and chat with their enthusiastic owners.

I'm preparing a PowerPoint presentation (about 40-50 minutes) that will focus on Model T history, how the Model T put our country on wheels, the different body styles, mechanical aspects, and how to drive a Model T. I will also talk about the Model T hobby, about our club, and the many fun activities that we do.

I've heard comments in the past from people who believe that century-old cars must be expensive to buy and replacement parts hard to find. I plan to stress that the Model T can be an affordable hobby that anyone can share.

As I mentioned, I'll be creating PowerPoint slides and giving the presentation. I'll put together a draft in the coming month, and would appreciate anyone who wants to review it and share their ideas. (And, if anyone would like to, we could also have one or two other speakers.)

Thanks to all of the folks who sent me photos of their cars. I'll try to use as many as possible. Feel free to send more, especially of different body styles. The museum has room outside to display four or five cars, and I'd appreciate volunteers who would be willing to display and talk about their cars after the presentation.

Karma Roth is also organizing free Model T rides in Millwood on June 29, a week after the presentation. We can talk about this at the MAC presentation and encourage people to come for a ride. We will need volunteers for that too.

See you at the next meeting!

Larry Mann

2024 Planned Tours

Schedule is Subject to Change

We always welcome more ideas for tours to add to this schedule! Contact Nan Robison...

March 17 Gaiser Conservatory and Lunch and Ice Cream?

April 1 *Push, Pull, or Pedal your Model T to Missoula – Nan will lead!*

April 7 Blessing of the Cars & Solar Eclipse Tour.

The solar eclipse is on April 8.

April 20 Antique Shopping in Hillyard.

April 26-28 Rendezvous Days in Eureka, Montana. Black Powder & Horsepower

May 12 Mother's Day Tour of Homes display?

May 19 Safe-T Inspection at a Skidmore's place.

June 1? T Racing-Will await more info.

June 2 Model T driving School. Will try to incorporate the June 4th 100 anniversary of the 10,000,000 Model T.

June 8 Felts Field Neighbor Day.

June 16-19 Montana 500 - Roundup, MT.

June 22 Mac presentation of Model T-Larry Mann

June 29 Rides at Millwood-Karma Roth.

July 6-7 5-7th-Swap meet. (open only 2 days)

July 13-14 Lone Tour.

July 20 Old School Picnic.

July 27 Blue Grass tour-36.5 miles about an hour+ drive. 11881 E. Bunco Rd-John Lynn.

Aug 2 Club Picnic-Nan Robison.

Aug 11 Eloika Lake Tour.

Aug 24 Old School Picnic.

Sept 8 Progressive Dinner.

Sept 7 Hassie Club Car Show/Maribeu Park.

Sept 14 Interstate Fair (assuming we get our regular Saturday)

Sept 28 Economy Run. Then lunch at Hudson's Hamburgers-Nan Robison.

Oct 5? 6? No Frills Speedster run.

Nov 3 Game Day at Willow Song-Carla Carnegie.

Dec 8 Breakfast with Santa??

Dec 15 Soup Linner-Janice Hutchinson.

Dec 16 Parade of Lights?

Jan 1 New Year's Day Tour. *We need a tour idea!*

 **Why is a Ford Model T like a bathtub? You know you need one, but really don't want to be seen in it.**

Meeting Minutes

Minutes for the Friday, March 1, 2024 Meeting

President Larry Mann called the meeting to order at 7:06 p.m.

The minutes from the February meeting were approved as printed in the *Fender Chatter*.

➡ **Treasurer's Report:** Karma Roth distributed a financial statement and said that she had closed the accounts at Global Federal Credit Union and opened new accounts at Spokane Teachers Credit Union. The treasurer's report was approved as presented.

➡ **Vice President Report:** John DeJong reports that he sent in a request for our spaces at the Spokane Swap Meet and that he will follow-up on this next week. It was noted that the swap meet is only scheduled for Saturday and Sunday this year.

➡ **Sunshine:** Susie Carnegie says that Martha Cochran has a card coming to her. We were happy to hear at the meeting that she is doing well.

➡ **Tours:** Nan Robison reports here was a pretty good turnout at the tour planning meeting and we have some great tours planned. There will be more complete information by email, on the website, and in the *Fender Chatter* about all of these tours. Nan would like to have a tour to see the Crooked Kilt perform at O'Donnell's Pub, but parking there on St. Patrick's Day weekend will be too difficult. On April 1, Push, Pull, or Pedal your Model T to Missoula – Nan will lead! ([see page 3 for the full list](#)). Having covered the first few months of our season, Nan turned the floor over to a member who is rejoining the club and has news about a tour.

Mike Cuffe told about Rendezvous Days "Black Powder & Horsepower" in Eureka, Montana on April 26-28, hosted by the Rocky Mountain Model T Club. Friday there is a short tour followed by dinner. On Saturday, the parade is at noon, then there will be time to enjoy the festival before another tour at 3 p.m. followed by dinner at Mike Cuffe's house. Saturday activities include a black powder shoot, arm wrestling, mud bogs, and more. On Sunday, there will be an old car workshop, a quilt show, and a flea market at the fairgrounds. Mike has also invited the Calgary club and hopes to see some T's make the trip.

➡ **Library:** Brooks was not at the meeting, but Larry reminded everyone that the library has an extensive collection of books and magazines that are free to borrow.

➡ **Roster:** Karma reports that the 2024 Roster is being prepared and she hopes to have it ready to distribute at the April meeting. We have not received renewals from everyone yet. If you have not renewed, but intend to, please get your dues in soon!

➡ **Annual Banquet:** Matt Hansen is looking for feedback about the banquet to help plan for next year. Please let us know what you liked and what we should do differently.

➡ **Wednesday Night Dinner:** Ralph Brevik will be planning one dinner a month – watch your email or our website for the date and place.

➡ **Tuesday Night at Antique Auto Ranch:** Tom is still opening on Tuesdays. This starts at 5 p.m., but you can come a little early or come a little late.

➡ **Old Business:** We had previously discussed that our club, as a chapter of the Model T Ford Club International, has access to their liability insurance which covers the club, not the individual members of the club. Janice now reports that we are not a chapter of the MTFCI. This does not match what a few of us remember, but we have no paperwork showing that we are a chapter, and we are not on the MTFCI website's chapter listing. [*Update: We are a chapter of the MTFCI. More about this at the April meeting.*] Mike Robison suggests that everyone review their own insurance coverage to confirm what it covers and what it does not. It is important to know that you have enough insurance and the right insurance to cover the cost of repairs after an accident. Some antique auto policies only insure travel to and from events. Some only insure the driver, not the specific car. Hagerty's is the only classic car insurer that will cover certain events. It was also noted that for a few extra bucks you can retain salvage rights so that you do not have to buy your car back from the insurer in case of an accident that totals it.

➡ **New Business:** Janice reported that we have received an email from carclubtshirts.com, requesting that we send them our club logo and then people can place individual orders online for gear such as hats, t-shirts, etc. This would eliminate the 20-piece minimum that we have with our current printer. Jeff Hipp expressed concerns about loss of control of our logo. There is nothing we can do about someone who might steal our logo and use it, but it is another thing to grant permission. Larry will check with the company to make sure we are not authorizing them to use our logo for any purpose other than putting it on products that are ordered.

➡ There was no Tech Talk and no New Projects, but there were several **Show & Tell items:** Jim Elenbaas has a set of hubcaps with Henry on them and is looking for a thread chaser – sounds like a Tuesday Night project! Myron Richardson brought in a box of tools, including an old time torque wrench, a Craftsman tool with eight different metric wrenches in one, and a Crescent wrench with a slider. John Lin brought in a What is it? It was a tool to pull down the roller bearing sleeve on the end of the drive shaft.

➡ **For Sale:** Tom says he has a whole shop full of things to sell.

➡ **Drawings & Prizes:** The 50/50 drawing was won by Rod Waltz, who donated his winnings back to the scholarship fund. Thank you, Rod! We are no longer giving extra tickets for wearing your name badge – tickets are now \$1 each, which gives you the same odds of winning as if we sell you 4 for \$1, and it saves us money on tickets. Door prizes were won by Rich Hummer, Carole Mann, and Cheri Storey.

➡ **As a final note,** Jim Elenbaas gave a shout-out to Jacob's Glass as great place to get glass for your Model T. It will still break if you drop it, but they give fast service and are excellent to work with.

➡ **Entertainment:** John has an episode of Ozzie and Harriet featuring a Model T to show after the meeting.

The meeting was adjourned at 8:00.

Respectfully submitted, Janice Hutchinson, Secretary

For more tour or event details: check the [club website](#), [club Facebook page](#), or watch your e-mail.



The next regular club meeting is - April 5.

The monthly meeting begins at 7:00 PM on the 1st Friday of each month at the Opportunity Presbyterian Church, 202 North Pines, Spokane Valley, WA.

Back at the Church, same place as pre-Covid.

NOTE:
Dinner venue is subject to change at last-minute due to capacity. Check your email for any change prior to joining us.

Club & Model T Related Events and Notices

Events Calendar

- Apr 5** **Spokane T Club meeting**
- Apr 7** **T Club** Blessing of the Cars and Solar Eclipse Tour
- Apr 5-7** Portland Swap Meet - Portland, OR
- Apr 20** **T Club** Antique Shopping - Hillyard, WA
- Apr 20** SHS Sr Class Car Show - Sunnyside, WA
- Apr 26-28** **T Club** Rendezvous Days - Eureka, MT
- May 3** **Spokane T Club meeting**
- May 3-4** Central Alberta Swap Meet - Red Deer, AB CA
- May 4** 46th Tri-Cities Swap Meet - Kennewick, WA
- May 4** Famoso Dragstrip Swap-O-Rama Swap Meet (Formerly Bakersfield, Tulare), CA
- May 12** **T Club** Mother's Day Tour of Homes - **TBD**
- May 18** Car Show 8-3 (old car categories) - Harrington, WA
- May 18** Wild Goose Bill Days Parade - Wilbur WA
- May 18-19** Seattle Auto Swap Meet - Monroe, WA
- May 19** **T Club** Safe-T Inspection & Potluck at Skidmore's
- May 19** American Reflections Car Show - Moxee, WA (Yakima)
- May 25** Spring Fest Car Show - Moses Lake, WA
- June 1** 120th Mule Days Parade - Reardan, WA
- June 1** MTFCA Homecoming Event - Richmond, IN
- June 2** **T Club** Model T Driving School
- June 1-2** Roaring 20's Swap Meet - Billings, MT
- June 1-2** Rickreall Swap Meet-Fairgrounds, Rickreall, OR
- June 7** **Spokane T Club meeting**
- June 8** **T Club** Neighbor Day at Felts Field
- June 8** Flag Day Parade - Fairfield, WA
- June 8** The Little Big Show - Wilson Creek, WA
- June 8** Pre-War All Ford Swap Meet - Brighton, CO
- June 14** Founders Day Parade - Medical Lake WA


NOTE: These events are subject to change - the info is what we know of at the time of publication - **please confirm for yourself before travelling to, or attending any events.**

Nan's Nibbles

Apr: Diana Barr & Cheri Storey

May: Ralph Brevik & Nan Robison

Jun: Rebecca Hutchinson & Myron Richardson



Sunshine Report —Susie Carnegie

• Get Well Card to Martha Cochran.

Any new updates will be announced at the next meeting or in the next newsletter.

If you know of a club member in need of some cheer - please let Susie know.

If it's stated in this newsletter that you were sent a Sunshine card, but never received one in the mail, please let Susie know. We don't want anyone left out.

WEDNESDAY NIGHT DINNERS & MODEL Ts

Now only one Wednesday each month - we hold T Club meet-ups at various dinner stops around town (except weeks of a club meeting). Watch your email for details on where and when the next one will be! Have a suggestion? Let us know. C'ya there!



Tuesday Nights at the Ranch



Come on out on Tuesday evenings around 4:30 pm with your T parts that need to be worked on. Also join us **after** for dinner at the nearby McDonalds. antiqueautoranch.com

More info on Spokane Model T Club website: spokanemodeltclub.com

And available on

 [Facebook: Inland Empire Model T Club](https://www.facebook.com/InlandEmpireModelTClub)

Note: Antique Auto Ranch is only open to the public on the first Tues of each month. Other times by appointment.




85% of all Fords made are still on the road today... The other 15% made it home.




"Like Us" on Facebook
[Inland Empire Model T Club](https://www.facebook.com/InlandEmpireModelTClub)

Last-minute notices, fun stuff, lots of photos, links, etc.



Tours and Activity Reports

Tours may be arranged at the last minute so check the club website Calendar of Events for the latest activities at spokanemodeltclub.com or our Club Facebook page  [Inland Empire Model T Club](https://www.facebook.com/InlandEmpireModelTClub)

For tours or events, contact Nan Robison or Matt Hansen, Carla Carnegie

Seen, Heard and Shared

St. Patrick's Day "Green" Tour - March 17

Our Model T club had it's first official tour today. It was a St. Patrick's day "Green" tour. Five "Ts" at the meeting point, and two more joined at "The Chalet" for our lunch stop. We then headed to the Gaiser Conservatory to see the greenery. We were allowed to park the cars in front of the Conservatory, so we ended up with a bit of a car show as everyone stopped and admired the cars. We left the Conservatory and made for our last stop.....you guessed it!!! Ice cream at The Scoop. Wonderful weather, great company and a super fun tour. Thank you Janice and Mark Hutchinson for coming up with the idea, and leading the tour! — *Nan Robison*



Photos provided by Nan Robison & Mike Robison

DON'T



TRY PASSING



An Article Short Series by John De Jong

8,259 Easy Steps for Building a Speedster

Part Three

After forming the body, I needed to address the sharp edge of the sheet metal around the cockpit. I have seen lots of other speedsters with a rolled edge on this part and I know that some make it look easy, but with all the work fitting the panels to the frame I had done, I was very hesitant to go after the bead rolling the edge with a hammer and risk dinging it all up. Time to think of another solution. I decided to buy 20' of 3/16" rolled steel brake line from a local auto parts store. I pulled the roll of tubing out as straight as I thought necessary and then took a thin kerf death wheel and cut a slit in one side of the tubing. Once cut, I just put the edge of the body panel into the cut side of the tubing and voila, I had what looks like a rolled edge. I chose steel brake line because I could tack weld it in place and any gap or fixing needed was pretty easy with the handy dandy mig welder. In the end I think this is really a great way to get the look of a rolled edge and is simple for even the most neanderthal minded gearhead.



Photo 9: Finally Done with the shape of the Body

Photo 10: "Rolled edge" of the steel body



Now that I had the cockpit fabricated, I needed some place to sit. It was clear that no stock seat would work so I had to again build from scratch. I bought the thinnest sheet of plywood I could find at Hopeless Depot and cut pieces that would form the back of the seat. I slathered wood glue on the pieces liberally and sandwiched them together to form a ~1/2" thick piece of plywood. Before the glue dried I placed the laminated sheets against the curves in the back of the cockpit and clamped them in. I think a few screws were also used to draw the pieces together. Any remaining gaps found after the piece dried, were filled with epoxy. That formed the back of the seat and a simple plywood base worked for the bottom. I bought 3" foam and a full hide of cow leather from evilbay and just went to town working on the tufted seat. This looks harder than it actually was and I ended up not using the measuring techniques that all of the people on Youtube University were trying to convince me were needed. In the end the seat looks amazing and feels great as well. It did end up making the cockpit feel a lot smaller than I thought it would but there was no turning back now.

Photo 11: Wooden frame for the seat placed in the car

Photo 12: Leather hide tufted seat upholstery completed.



I knew I needed an oval tank for the back of the car so to the interwebs I went. I found a 1912 Hupmobile tank with "one rust pinhole" in it and bought it for far too much money. Once I received it, I began to remove the rust from the outside and it was clear that this tank was a lost cause and had far too many holes in to mess with. I cant say the seller was wrong in his description he just did not look into the rust any more than he

An Article Short Series by John De Jong

Speedster Build Part Three, Continued...

had to and I chock the purchase up as a learning experience. What the tank did have was a very nice set of period steel mounting brackets and a salvageable filler neck, but that was about it. I scoured the web again for other options, but in the end I figured that if I could build a body from scratch then why couldn't I also build a tank? I mean how hard can it really be to weld something water-tight? I used the rusty tank as a template and cut out ends for a new tank and bent up two internal baffles. I tack welded the oval ends to some sheet metal, starting at the middle of the oval, and started bending the sheet metal around the ends. I bent and tacked the sheet metal until the bottom half of the tank was "formed" and then welded in the baffles while I still had access. I then worked the sheet metal the rest of the way around and seamed up the long seam with a 1" overlap.

I then took the old filler cap off the rusty tank and soldered it onto the new one and welded in a female pipe reducer at the bottom and just like that, the tank was done, or at least formed. Of course all of the welding I crudely did wasn't water tight, so it was off to find a solution. I decided to get some fuel tank epoxy sticks to assist in the smoothing out of the welded seams and with sealing the tank. As another form of protection against leaks, I bought a high quality tank sealer and sealed the tank on the inside. This did the trick and it turns out you can make a homemade tank with very little prior skill or knowledge. I hope it holds up to the rigors of a NWVS endurance run because it took far more work than I had anticipated.

Photo 13: Forming the gas tank

Photo 14: Gas tank nearing completion

I now needed to form some splash aprons for the bottom of the car. It needed to have a 90 degree bend so I could fasten the 8'+ long apron to the plywood base on the car. I had a design in mind but how can you get a 90 degree bend in sheet metal without a brake? Trial and error and that is the only solution. My first attempt was half-hearted and it showed. The failed attempt has since been relegated to hold scrap metal in my shop. For my second attempt, I took 2 pieces of angle steel 10' long and placed the sheet metal between them and clamped it right where I wanted the bend to occur. I took the death wheel and just touched the sheet metal where I wanted it to bend. This creates a weak spot in the sheet metal and a preferential bend point. From there I just had to bend the sheet metal over the angled steel (by hand...and some light hammering) for a very nice looking 90 degree bend. With the bend complete it was over to my father-in-law's to try out a hand crank bead roller on the lower edge. Without any real practice we tried it on the first apron and it worked great. This added a lot of rigidity to the apron and looked much better as well.

continued next month...



For Sale • Wanted • Membership

When available, photos with these ads will be posted to our Club website spokanemodeltclub.com/for-sale.php

For Sale: FRONTY MODEL T SPEEDSTER Great running speedster with less than 1000 miles on a newly rebuilt 1920 engine. Has a SCAT crank that was installed by Rick Carnegie. Rebuilt Stromberg carburetor by Stan Howe. Kevlar bands. New tires. New battery. Comes with many extras including set of wooden spoke wheels in good condition, newly rebuilt starter, auxiliary brake kit, turn signals, speedometer parts, etc. \$16,500. Ed Hope 509 570-8333.



For Sale: MODEL T MOTORS 1913-1927
Various conditions, **Liquidation Sale - Make me an offer! Take one or all!** Harvey Dunham 509-218-1437.

For Sale: FORD FOR PRESIDENT BUTTON
This is a vintage 3-inch-wide political button from the 1976 Gerald Ford presidential campaign. However, it has a great graphic of a Model T Runabout, and a must for your T collection. Asking \$12. Contact Jeff Hipp hippstah1@gmail.com.




For Sale: 1915 T FORD CENTER DOOR
Basket Case: Solid body with fairly good wood, 4 new fenders, new aprons and boards. Early motor that will run. Nice headlights and side lights. No radiator or early wishbone. No Title. \$3,500 for all
Dave Butcher 509-290-3541

Membership Application

Condensed Version

If you have already renewed for this year, please pass this form to someone who also shares our interest of the Model T Ford. Please print clearly.

Due before Jan 31 of each year: join as a new member now, or bring this completed form to the next meeting, or mail to the address below with your dues of \$20.00 to:



IEMTFCA
PO Box 11708
Spokane Valley, WA
99211-1708



Changes since last year? Y / N

Name _____

Your Spouse's Name _____

Address _____

City _____ State _____

ZIP _____ Date Application Paid/Sent _____

Phone # _____

Cell # _____

E-mail _____

I acknowledge that my name & info will be printed in the annual Spokane Model T Club Directory.

Newsletters will be an emailed PDF, unless specified:

I prefer a printed and mailed newsletter, please.

MTFCA member? Y / N • MTFCI member? Y / N

MTFCA Membership # _____

MTFCI Membership # _____

Insurance Carrier _____

Policy # _____

Model T's Owned:

Year	Body Style	Condition
_____	_____	_____
_____	_____	_____
_____	_____	_____

R = Restored, U = Unrestored, O = Original
PR = Partially Restored, BC = Basket Case


• **National MTFCA Membership:** (check, credit card, Paypal)
mtfca.com/clubpages/joinamember.htm

• **National MTFCI Membership:** modelt.org

• **You may also download and print this membership application form as a PDF from our club website:**
spokanemodeltclub.com/membership-form.php

Note: Our bank now requires any checks to the Spokane T Club must be made out to "IEMTFCA".

FENDER CHATTER



IEMTFCA

PO Box 11708

Spokane Valley, WA 99211-1708



WE MADE 70 MILES AN HOUR WITH OUR FORD.
10 MILES STRAIGHT AHEAD AND 60 MILES UP AND DOWN

Ford humor postcard circa 1914, owned by Jeff Hipp

😬 **Why did the salesman call his Model T "Baby"? 'Cause it wouldn't go anywhere without a rattle.**



March 01 meeting where everyone watched an episode of Ozzie and Harriet with a Model T — photo by John De Jong

SPOKANE MODEL T FORD CLUB • EST. 1972 • VOLUME 51, ISSUE 04 • [APRIL 2024](#)

Fender Chatter is published monthly by the **Inland Empire Chapter Model T Ford Club of America in Spokane, WA.** To be included, as space permits, in the next newsletter, items must be received no later than the 20th of the month. Please submit your articles, photos, trip reports, adventures, Model T parts for sale, want ads, ideas, etc. to fenderchatter@gmail.com